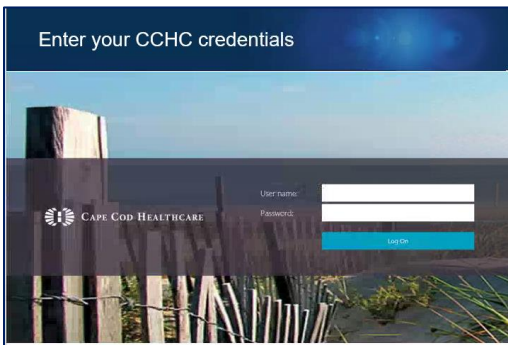


# Playground Tips

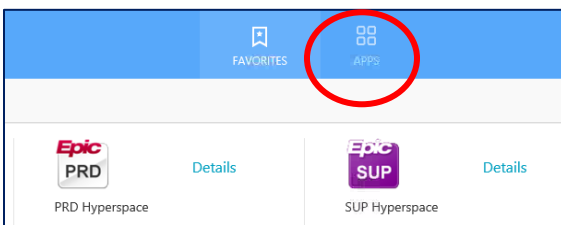
How & When and should I use the Playground:

- Use the Playground to practice scenarios from:
  - In-class Exercise Booklet
  - Post class Exercise Book or Lab (if applicable)
- Play around with your daily tasks. What are some things you do, and how will you do them in Epic?
  - Login
  - Access a work queue
  - Run a report
- Login for 30-40 minutes at a time.
- Know who your Super Users are.
  - Ask you manager/supervisor who the Super Users are in your area.
- Talk to Super Users about areas you struggle with.
  - Super Users can connect with the project team and help get additional supportive resources.

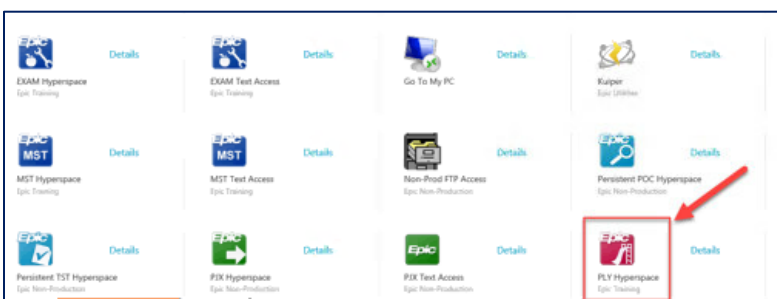
Login to Citrix <https://workspace.capecodhealth.org>



- Opens APPS to find the Playground Environment



- Select the PLY Hyperspace to login to the EPIC Playground. Do NOT use the ACE environment.(ACEs are reserved for classes)



- Login with the Epic username and password assigned to you in class.
  - This information was provided on the Classroom Information sheet, or assigned to you by the Trainer
  - This username is shared, so other people might be practicing with your patient.
  - You can use a different patient with the same first name, **different last name** (i.e. your patient Bobby Ajax is in use, you can work on Bobby Achilles).
  - You can login with a different user number (i.e. you were assigned lpharm01, try logging in as lpharm10)
- Remember, the Playground environment is a safe space that refreshes every night
- You can't "break" anything!